



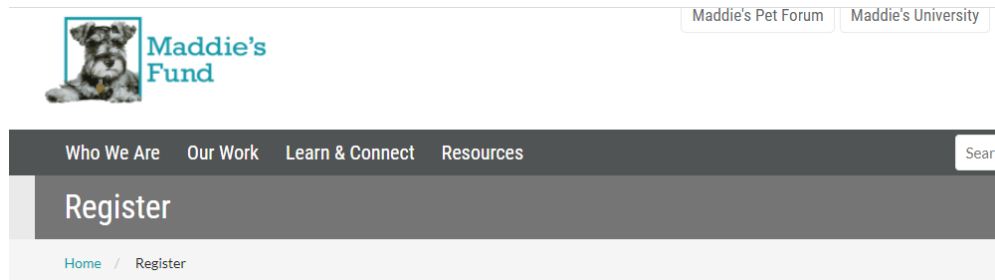
Follow these steps to join the HEART Network's Private Group via Maddie's Pet Forum

Please Note: If you have any difficulty joining the HEART Network private group, please contact kim@teachheart.org for assistance.

Step 1: Visit <https://login.maddiesfund.org/>. If you don't yet have a Maddie's Fund account, you will need to create one. Disregard the "Email" and "Password" fields, and click on the gray "Register" button toward the bottom of the page instead. [If you already have a Maddie's Fund account, you can log in and **proceed to Step 6.**]

A screenshot of the Maddie's Fund login page. At the top left is the Maddie's Fund logo. Below it is a placeholder for a profile picture and the text "Sign In". There are two input fields: "Email" and "Password". Below these is a "Remember me" checkbox. At the bottom of the form are two buttons: a teal "Sign In" button and a dark gray "Register" button. The "Register" button is circled in red. A red box with the word "Register" inside has an arrow pointing to the "Register" button. At the very bottom of the page, there is a link that says "Need help signing in?".

Step 2: Read the provided password requirements, scroll down, and complete the registration form. Then, click the teal “Register” button.



Please register to gain access to Maddie's Pet Forum, Maddie's University, and Maddie's Shelter Compass.

The password requirements are:

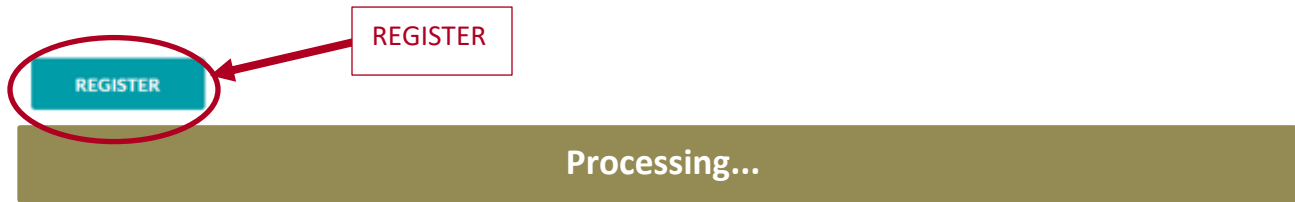
- at least 8 characters
- at least one uppercase letter
- at least one lowercase letter
- at least one number
- the password may not contain your email prefix (example: `jon.doe@example.com`)

The image shows a registration form with the following fields: "First name" (text input), "Last name" (text input), "Email" (text input), "Password" (text input), "Organization Name" (text input), and "Type of Organization" (dropdown menu with "Select One" selected). At the bottom of the form is a teal button labeled "REGISTER". A red oval highlights the "REGISTER" button.

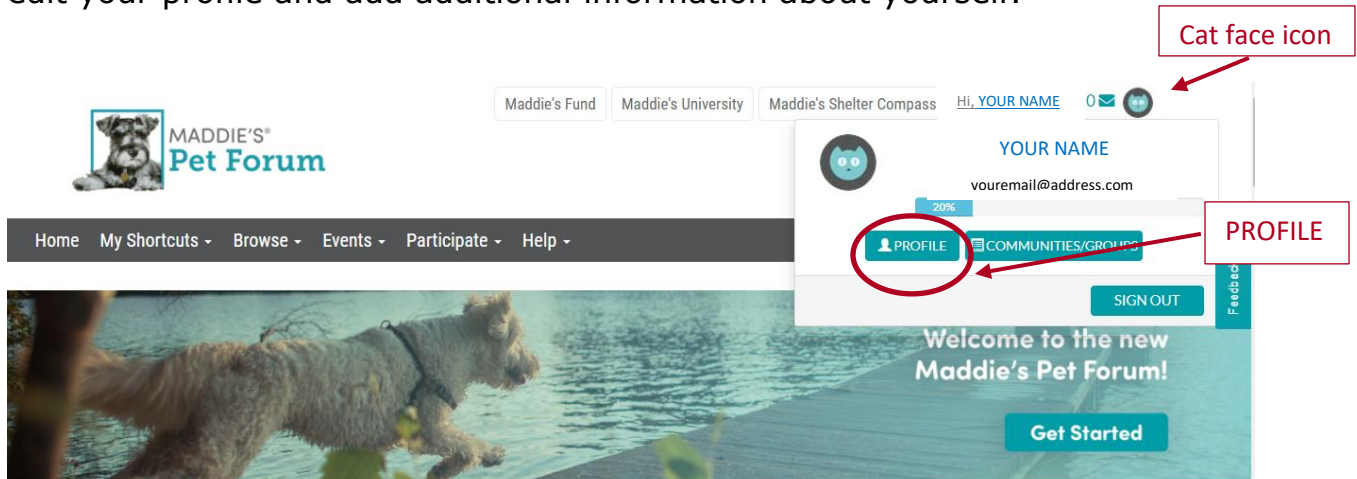
Complete this form.



Step 3: Beneath the “REGISTER” button, you will see that the registration submission is being processed.



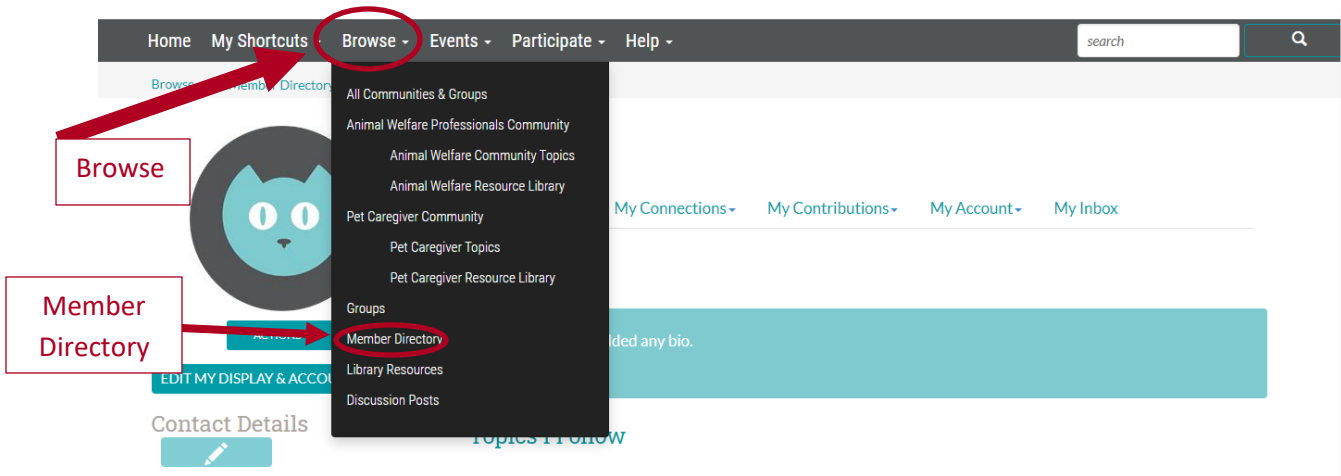
Step 4: You will automatically be brought to a new screen to complete your registration. You will see your name, and if you click on the cat face icon, you will also see your name and your email address. Click on "PROFILE" to edit your profile and add additional information about yourself.



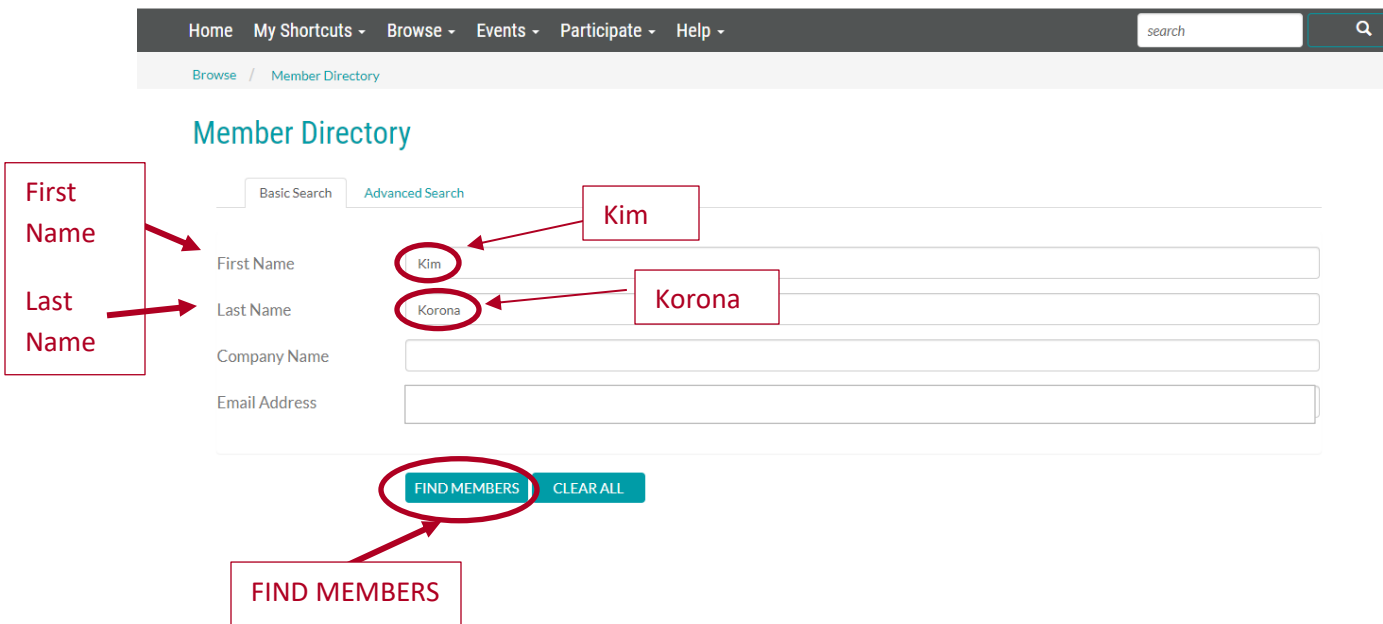
Step 5: Optionally within the Profile screen, click on "ACTIONS" under the cat face icon to upload a picture, click on the white pencil in the teal box if you wish to provide your contact information or update your password, and click on "My Connections" and "My Contributions" to add additional details about yourself. Go to "My Account" to set your privacy settings and go to "My Inbox" to read your messages.



Step 6: Click on the “Browse” tab in the top toolbar and a drop-down menu will open. Then, click on “Member Directory.”



Step 7: In the directory, search for HEART’s Senior Program Director, **Kim Korona**, by entering “Kim” in the first name field and “Korona” in last name field. Then, click “FIND MEMBERS.”

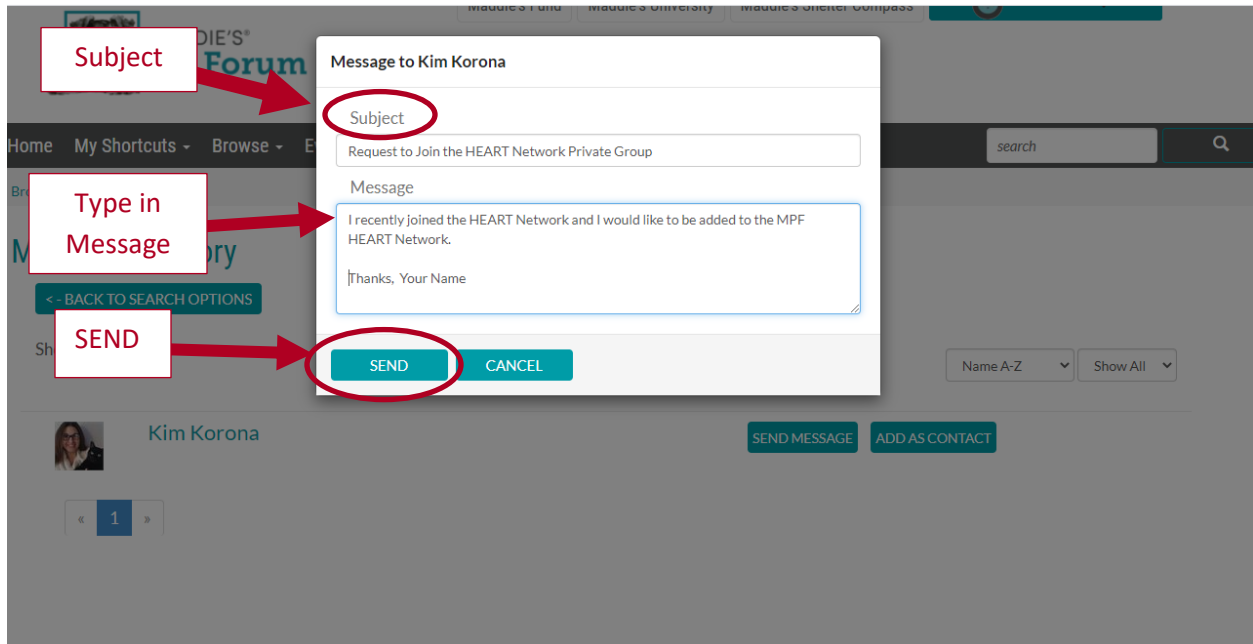


Step 8: If you see “Kim Korona” listed, and the photo matches the image below, which shows Kim with her black cat Fetch, click on “SEND MESSAGE.” [Proceed to **Step 9**].

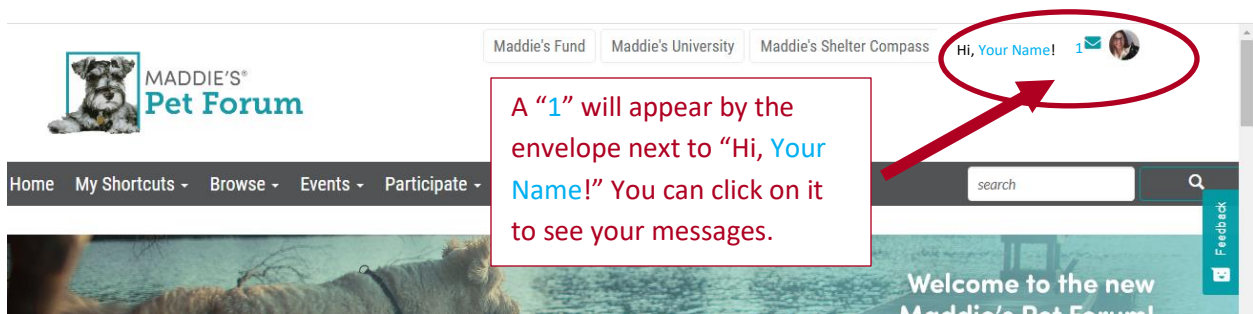
Alternative Step 8: If “Kim Korona” is not listed, instead email her at: kim@teachheart.org. Enter “Joined MPF” in the Subject line and confirm that you want to join the HEART Network private group. Kim will add you (as a HEART Network member) to the group. Then, she will email you to confirm that you have been added to the group and let you know how to access the HEART Network private group. [**No need to proceed further.**]

The screenshot shows the MADDIE'S Pet Forum Member Directory. At the top left is the forum logo. Below it is a navigation bar with links: Home, My Shortcuts, Browse, Events, Participate, and Help. A search bar is on the right. Below the navigation bar is a breadcrumb trail: Browse / Member Directory. The main heading is "Member Directory". Below this is a button: < - BACK TO SEARCH OPTIONS. It says "Showing 1 to 1 of 1". There are two dropdown menus: "Name A-Z" and "Show All". The search results show one entry for "Kim Korona" with a profile picture. A red circle highlights the profile picture and name. To the right of the name are two buttons: "SEND MESSAGE" and "ADD AS CONTACT". A red circle highlights the "SEND MESSAGE" button, and a red arrow points from this circle to a separate box labeled "SEND MESSAGE".

Step 9: A message box will pop up. In the “Subject” line, please write “HEART Network Private Group,” and in the message, confirm that you have joined our HEART Network and that you want to join the private group on Maddie’s Pet Forum. Then click “SEND.”



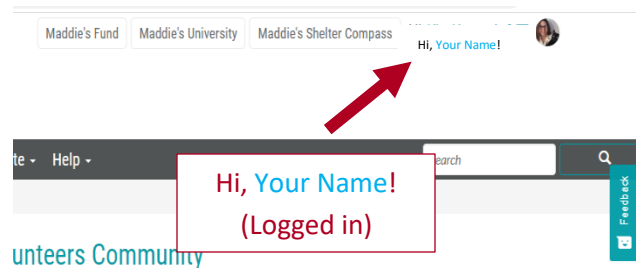
Step 10: HEART will accept all requests from HEART Network members and add you to the HEART Network. You will receive a message from Kim Korona via Maddie’s Pet Forum confirming that you have been added to the HEART Network private group. The message will appear in your Maddie’s Pet Forum Inbox. [For instructions for how to access your account, see **Step 11.**]

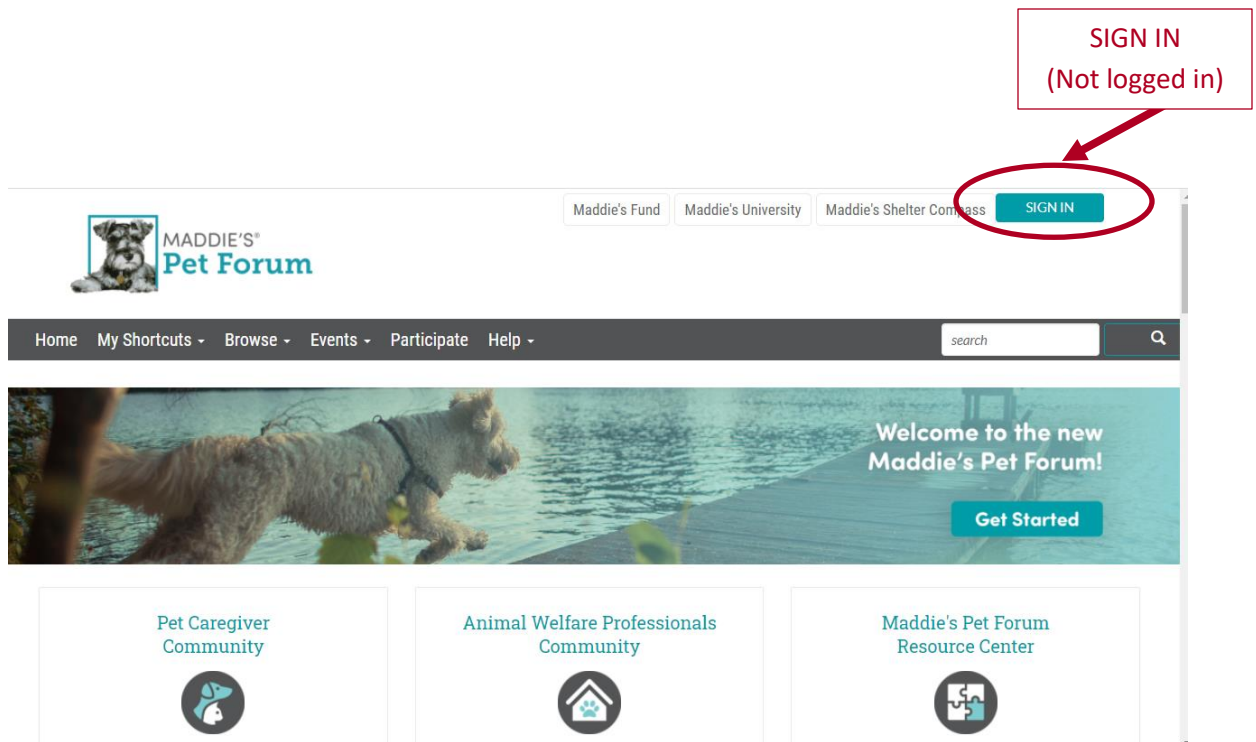


Step 11: Go to the Maddie’s Pet Forum Home page at

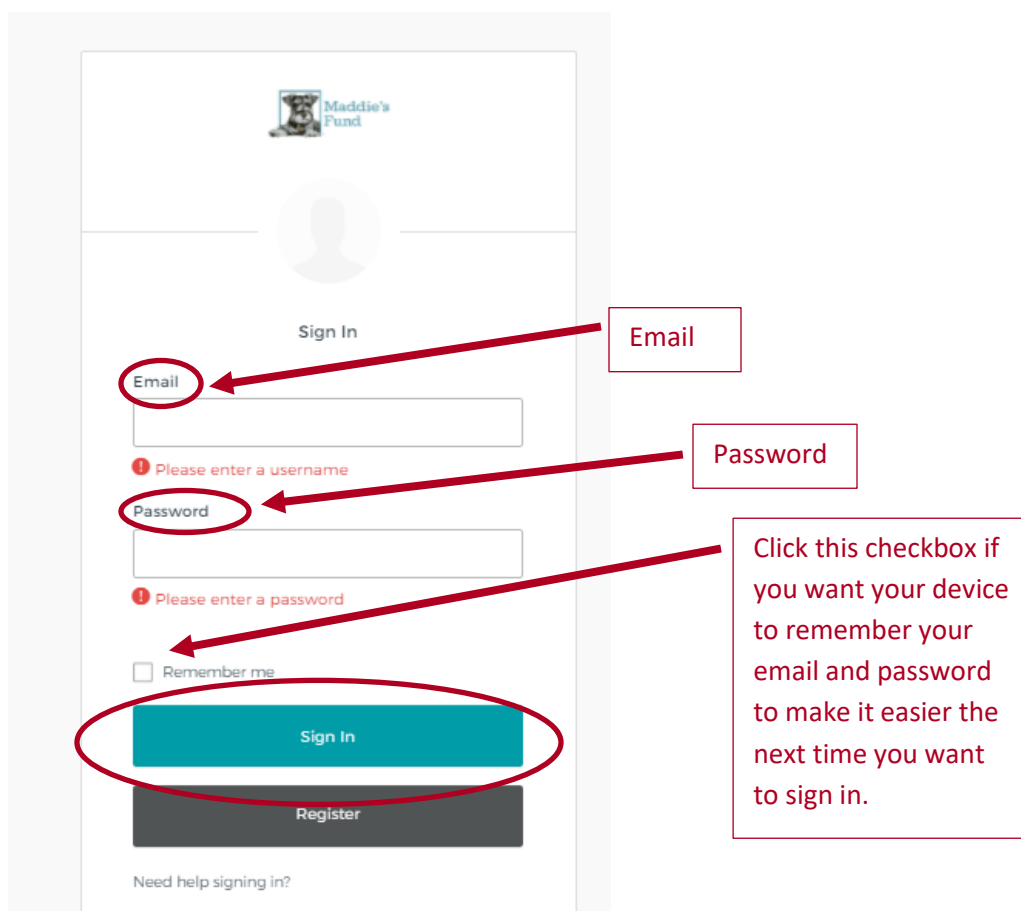
<https://forum.maddiesfund.org/home>

to log in. [If you are already logged in, proceed to **Step 13.**] You will know you are logged in because you will see your name. If you are not logged in, you will see “Sign In” instead of your name.

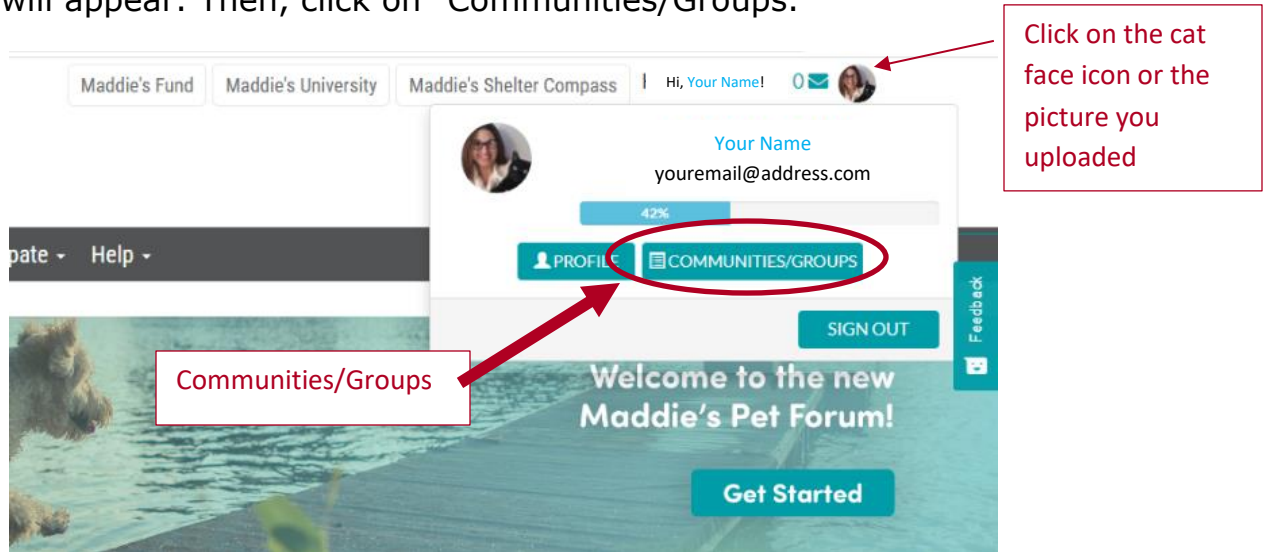




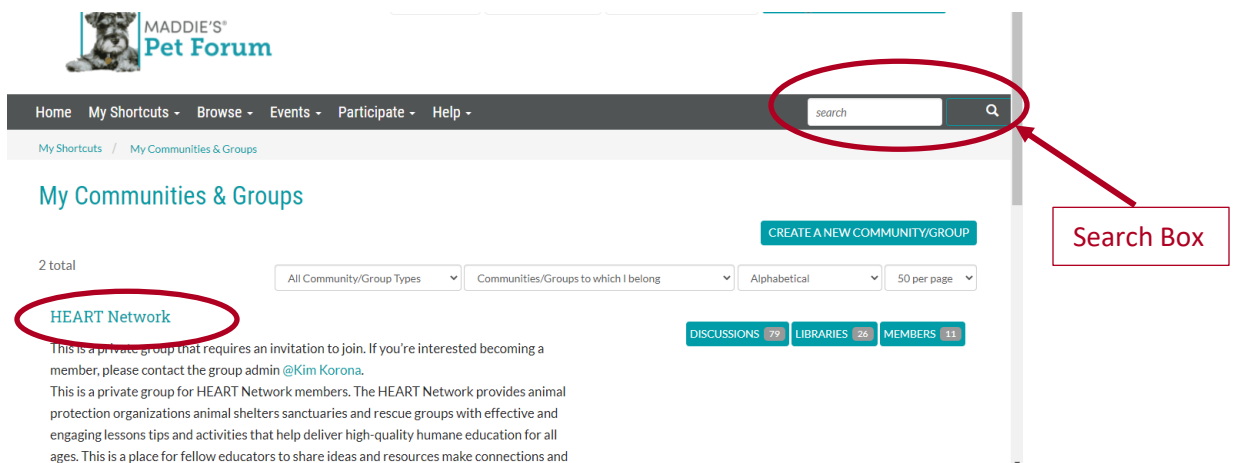
Step 12: Enter the email address and the password that you submitted when you registered for your Maddie's Pet Forum account. Then, click the "SIGN IN" button.



Step 13: Now you will be signed in and you will see your name. Click on the cat face icon or the picture you uploaded to replace the cat face icon. A pop-up box will appear. Then, click on "Communities/Groups."



Step 14: If you have not joined any other groups, the HEART Network will be at the top of the page. If you have signed up for other groups, you might need to scroll through the list or look for the group by typing "HEART Network" into the search box and hitting "Enter." Once you see the teal HEART Network link, click on it and it will take you to the HEART Network private group.



Step 15: Now you are in the group and you can explore by clicking on “Discussion” to read and reply to posts, click on “Library” to see resources, or click on “Events” to see if we have anything scheduled. You can also scroll down to see recent activity within the group.

Communities / Community Home


HEART Network [SETTINGS](#)

Community Home [Discussion 79](#) [Library 26](#) [Events 0](#) [Members 11](#)

Welcome to the new group page for HEART Network on Maddie's Pet Forum! Please explore and contact forumhelp@maddiesfund.org if you have any questions or problems with your access.

Latest Discussion Posts [ADD](#)

Most Recent

 **Creating Effective Virtual Content**
Posted By: Kim Korona , 6 days ago

Posted in: HEART Network

Check out the Humane Education Coalition 's roundtable, Creating Effective Content for Virtual Education. The panel, which included HEART's own Indianapolis Program Manager, Kristina Hulvershorn , provides

Announcements List

No Data Found
Either the content you're seeking doesn't exist or it requires proper authentication before viewing.